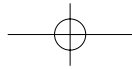
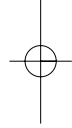
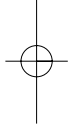


TRIAx ANALOG AND TRIAX CHRONOGRAPH

1

INSTRUCTIONS

p.1



2

Information is power.

When Nike first introduced the Triax sport watches the timing world was stunned. The ergonomic "S" shape and easy-to-read angled display were heralded as major innovations by athletes and the design community alike.

With the same ergonomic styling and a classic analog movement, this Triax analog watch will provide instant access to timing information whenever you need it most.

This manual provides you with simple step-by-step instructions and other essential information.

CONTENTS

3

a *TRIAx ANALOG FUNCTIONS*

p. 4

b *CHRONOGRAPH FUNCTIONS*

p. 6

c *CALIBRATION*

p. 8

SPECIFICATIONS

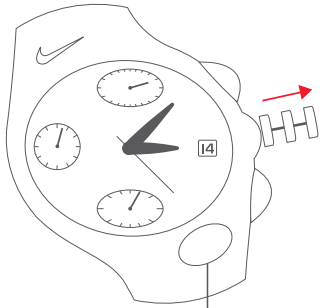
p. 9

WARRANTY

p. 10

a TRIAX ANALOG FUNCTIONS

4



NORMAL OPERATION



DATE ADJUST



TIME ADJUST



ELECTROLITE DISPLAY

Push for backlighting
(Triax analog only)

CHRONOGRAPH FEATURES

5




1/10TH SECONDS INDICATOR



MINUTES INDICATOR



SECONDS INDICATOR

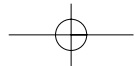


START/STOP

CROWN

SPLIT/RESET

DATE DISPLAY

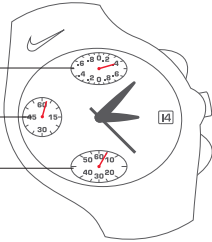


b CHRONOGRAPH FUNCTIONS

6

CHRONOGRAPH INDICATORS

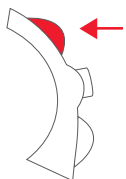
- 10TH SECONDS INDICATOR
(4/10TH SECONDS DISPLAYED)
- MINUTES INDICATOR
(2 MINUTES DISPLAYED)
- SECONDS INDICATOR
(5 SECONDS DISPLAYED)



Start time measurement



Stop time measurement

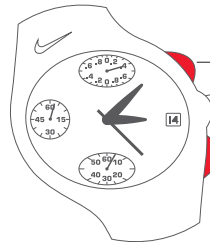


Note: After one minute, the 1/10th second display is updated only when the stopwatch is stopped or showing split time.

BUTTON FUNCTIONS

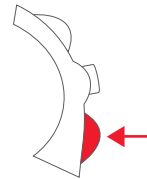
7

START/STOP



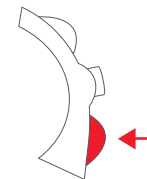
SPLIT/RESET

Reset chronograph



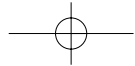
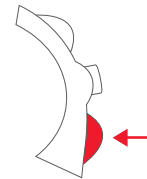
Chronograph must be stopped to reset.

Show split time



Note: Split time shows the elapsed time up to a certain point while the watch continues to measure total time in the background.

Release split





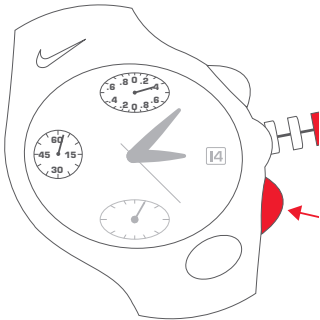
C CHRONOGRAPH CALIBRATION

8

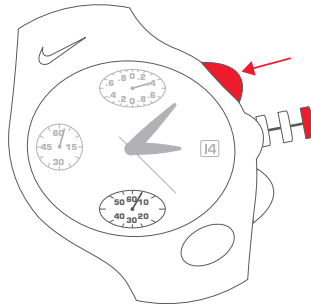
In the event of serious jarring or a routine battery change, it may be necessary to calibrate the stopwatch hands.

If the chronograph hands don't show 0 minutes, 00.0 seconds when the chronograph is reset, it is necessary to calibrate the chronograph hands.

Calibrate seconds and minutes



Calibrate 1/10th seconds



SPECIFICATIONS

9

MODE LIMITS

CHRONOGRAPH

59'59"9/10

H₂O RESISTANCE

Up to 10ATM

TRIAx MATERIALS

CRYSTAL

Mineral Glass

CASE

Plastic Resin

CASEBACK

Stainless Steel

STRAP

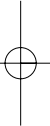
Polyurethane

BUCKLE

Stainless Steel

BATTERY LIFE

Note: Irregular movements of the second sweep hand indicate the battery needs to be replaced. These irregular movements do not effect accuracy. Use battery type: SR626W x 1.



WARRANTY

One Year Limited Warranty

Your NIKE watch is warranted to be free of defects in materials or workmanship, under normal use, for a period of one year from the date of original retail purchase. This warranty excludes the battery, crystal, strap, or damage resulting from improper care or handling, accidents, modification, unauthorized repairs, or normal wear.

Return the defective watch and the store receipt to the place of purchase. If there is a covered defect, NIKE will, at its option, repair or replace the defective parts or watch with the same product (if available) or a similar product of equal price.

This warranty is in lieu of all other express or implied warranties. In no event shall NIKE be liable for direct, indirect, incidental, or consequential damages arising out of the use of the watch, and any recovery is limited to the purchase price. Some states do not allow the exclusion or limitation of incidental or consequential damages or how long an implied warranty lasts, so the above limitation or exclusion may not apply to you. This warranty gives you specific legal rights and you may also have other rights which may vary from state to state. No other person or company is authorized to change this warranty, and your dealer is solely responsible for any other warranties.

Please fill out this registration card and retain as proof of warranty.

OWNER'S NAME

DATE OF PURCHASE

RETAILER (IF KNOWN)

NAME/STYLE OF WATCH

SERIAL NUMBER (LOCATED ON BACK OF WATCH)

SIGNATURE